



PRESS RELEASE

Media Relations

T +39 06 8305 5699
ufficiostampa@enel.com
gnm@enel.com
enel.com

Investor Relations

T +39 06 8305 7975
investor.relations@enel.com
enel.com

ENEL PUBLISHES 2022 FIRST QUARTER GROUP OPERATING DATA REPORT

Rome, April 26th, 2022 – Enel S.p.A. ("Enel") published its Quarterly Bulletin ("Report"), with the Group's operating data relating to the first quarter of 2022.

The Report, which is published ahead of the approval by the Enel Board of Directors and the disclosure of the performance and financial data contained in Enel's periodic financial reports, is aimed at further strengthening Enel's transparency towards the financial community, in line with best practices in the most advanced markets.

The Report attached to this press release is available to the public at Enel's registered office, on the Enel website (www.enel.com), and - together with this press release - through the authorised storage mechanism "eMarket Storage" (www.emarketstorage.com).



enel

Q1 2022
Quarterly Bulletin

Index

1. Enel Green Power & Conventional Generation



2. Global Infrastructure & Networks



3. Enel X Global Retail



4. Disclaimer

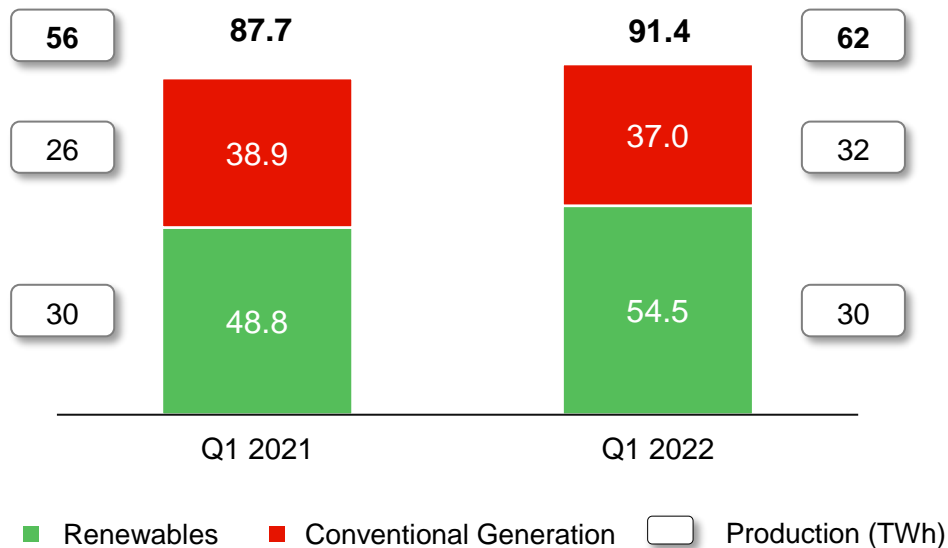


Enel Green Power & Conventional Generation

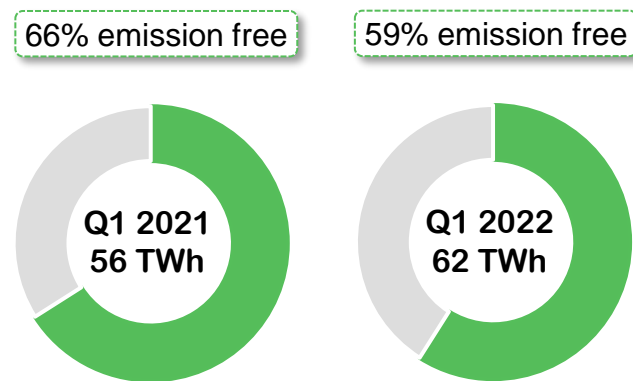
Operating data Q1 2022



Installed capacity (GW) and production evolution¹



Emission free share of production^{1,2}



1. Rounded figures. Includes capacity and production from renewable managed assets and excludes BESS.
 2. Considers nuclear + renewable (consolidated & managed).

Enel Green Power & Conventional Generation

Installed capacity & production at Group level



Installed capacity (MW)

Group	Q1 2022	% Weight	Q1 2021	% Weight	Δ yoy	2022 Add. Cap.
Hydro	28,384	32.2%	27,826	33.0%	2.0%	542
Wind	14,981	17.0%	12,513	14.8%	19.7%	78
Solar & Others	6,860	7.8%	4,260	5.0%	61.0%	459
Geothermal	915	1.0%	882	1.0%	3.7%	-
Total Renewables	51,140	58.0%	45,480	53.9%	12.4%	1,079
Nuclear	3,328	3.8%	3,328	3.9%	0.0%	-
Coal	6,910	7.8%	8,893	10.5%	-22.3%	-
CCGT	15,039	17.1%	15,007	17.8%	0.2%	-
Oil & Gas	11,694	13.3%	11,711	13.9%	-0.2%	3
Total Conventional Generation	36,971	42.0%	38,939	46.1%	-5.1%	3
Total consolidated capacity	88,111	100%	84,419	100%	4.4%	1,082
Managed capacity	3,322		3,325		-0.1%	
Total installed capacity	91,433		87,744		4.2%	

Production (GWh)

Group	Q1 2022	% Weight	Q1 2021	% Weight	Δ yoy	Quarter prod.
Hydro	12,166	20.5%	15,337	28.6%	-20.7%	12,166
Wind	10,690	18.0%	9,097	16.9%	17.5%	10,690
Solar & Others	2,408	4.1%	1,662	3.1%	44.9%	2,408
Geothermal	1,581	2.7%	1,511	2.8%	4.6%	1,581
Total Renewables	26,846	45.3%	27,608	51.4%	-2.8%	26,846
Nuclear	7,113	12.0%	6,909	12.9%	3.0%	7,113
Coal	5,160	8.7%	3,032	5.6%	70.2%	5,160
CCGT	14,052	23.7%	10,834	20.2%	29.7%	14,052
Oil & Gas	6,077	10.3%	5,304	9.9%	14.6%	6,077
Total Conventional Generation	32,401	54.7%	26,079	48.6%	24.2%	32,401
Total consolidated production	59,247	100%	53,687	100%	10.4%	59,247
Managed production	2,600		2,467		5.4%	
Total production	61,847		56,153		10.1%	

Enel Green Power & Conventional Generation

Consolidated capacity & production – Italy



Installed capacity (MW)

Italy	Q1 2022	% Weight	Q1 2021	% Weight	Δ yoy	2022 Add. Cap.
Hydro	12,981	49.6%	12,424	47.0%	4.5%	538
Wind	794	3.0%	771	2.9%	2.9%	-
Solar & Others	29	0.1%	29	0.1%	-0.4%	-
Geothermal	774	3.0%	769	2.9%	0.6%	-
Total Renewables	14,577	55.8%	13,994	53.0%	4.2%	538
Coal	4,720	18.1%	5,583	21.1%	-15.5%	-
CCGT	4,596	17.6%	4,583	17.4%	0.3%	-
Oil & Gas	2,253	8.6%	2,248	8.5%	0.2%	-
Total Conventional Generation	11,569	44.2%	12,414	47.0%	-6.8%	-
Total	26,146	100%	26,408	100%	-1.0%	538

Production (GWh)

Italy	Q1 2022	% Weight	Q1 2021	% Weight	Δ yoy	Quarter prod.
Hydro	2,506	20.9%	4,233	40.2%	-40.8%	2,506
Wind	431	3.6%	407	3.9%	6.0%	431
Solar & Others	15	0.1%	15	0.1%	1.5%	15
Geothermal	1,378	11.5%	1,355	12.9%	1.6%	1,378
Total Renewables	4,330	36.1%	6,011	57.0%	-28.0%	4,330
Coal	4,321	36.0%	2,164	20.5%	99.7%	4,321
CCGT	3,329	27.7%	2,281	21.6%	46.0%	3,329
Oil & Gas	19	0.2%	84	0.8%	-77.5%	19
Total Conventional Generation	7,670	63.9%	4,528	43.0%	69.4%	7,670
Total	12,000	100%	10,538	100%	13.9%	12,000

Enel Green Power & Conventional Generation

Consolidated capacity & production – Iberia



Installed capacity (MW)

Iberia	Q1 2022	% Weight	Q1 2021	% Weight	Δ yoy	2022 Add. Cap.
Hydro	4,746	22.4%	4,748	21.9%	0.0%	5
Wind	2,602	12.3%	2,422	11.2%	7.4%	57
Solar & Others	1,098	5.2%	610	2.8%	79.8%	-
Total Renewables	8,446	39.8%	7,780	35.9%	8.6%	61
Nuclear	3,328	15.7%	3,328	15.4%	0.0%	-
Coal	1,644	7.8%	2,764	12.8%	-40.5%	-
CCGT	5,445	25.7%	5,445	25.1%	0.0%	-
Oil & Gas	2,333	11.0%	2,334	10.8%	0.0%	-
Total Conventional Generation	12,751	60.2%	13,871	64.1%	-8.1%	-
Total	21,196	100%	21,651	100%	-2.1%	61

Production (GWh)

Iberia	Q1 2022	% Weight	Q1 2021	% Weight	Δ yoy	Quarter prod.
Hydro	1,137	7.4%	2,356	15.9%	-51.8%	1,137
Wind	1,551	10.0%	1,854	12.5%	-16.3%	1,551
Solar & Others	292	1.9%	149	1.0%	95.4%	292
Total Renewables	2,979	19.3%	4,360	29.5%	-31.7%	2,979
Nuclear	7,113	46.0%	6,909	46.7%	3.0%	7,113
Coal	250	1.6%	213	1.4%	17.5%	250
CCGT	4,072	26.3%	2,352	15.9%	73.1%	4,072
Oil & Gas	1,048	6.8%	967	6.5%	8.3%	1,048
Total Conventional Generation	12,482	80.7%	10,441	70.5%	19.6%	12,482
Total	15,462	100%	14,800	100%	4.5%	15,462

Enel Green Power & Conventional Generation

Consolidated capacity & production – Latin America



Installed capacity (MW)

Latin America	Q1 2022	% Weight	Q1 2021	% Weight	Δ yoy	2022 Add. Cap.
Hydro	10,585	43.9%	10,582	47.7%	0.0%	-
Wind	2,930	12.2%	2,272	10.3%	28.9%	-
Solar & Others	3,135	13.0%	1,876	8.5%	67.1%	213
Geothermal	69	0.3%	41	0.2%	69.0%	-
Total Renewables	16,720	69.4%	14,772	66.6%	13.2%	213
Coal	546	2.3%	546	2.5%	0.0%	-
CCGT	4,168	17.3%	4,165	18.8%	0.1%	-
Oil & Gas	2,661	11.0%	2,683	12.1%	-0.8%	3
Total Conventional Generation	7,375	30.6%	7,394	33.4%	-0.3%	3
Total	24,095	100.0%	22,165	100%	8.7%	216

Production (GWh)

Latin America	Q1 2022	% Weight	Q1 2021	% Weight	Δ yoy	Quarter prod.
Hydro	8,472	46.5%	8,693	51.8%	-2.5%	8,472
Wind	2,313	12.7%	1,663	9.9%	39.1%	2,313
Solar & Others	1,115	6.1%	778	4.6%	43.3%	1,115
Geothermal	102	0.6%	62	0.4%	62.7%	102
Total Renewables	12,001	65.8%	11,196	66.7%	7.2%	12,001
Coal	589	3.2%	656	3.9%	-10.2%	589
CCGT	5,038	27.6%	4,530	27.0%	11.2%	5,038
Oil & Gas	606	3.3%	411	2.4%	47.3%	606
Total Conventional Generation	6,233	34.2%	5,597	33.3%	11.4%	6,233
Total	18,234	100.0%	16,793	100%	8.6%	18,234

Enel Green Power & Conventional Generation

Consolidated capacity & production – Rest of Europe



Installed capacity (MW)

Rest of Europe	Q1 2022	% Weight	Q1 2021	% Weight	Δ yoy	2022 Add. Cap.
Hydro	19	0.3%	19	0.3%	0.0%	-
Wind	1,120	17.1%	957	15.0%	17.1%	21
Solar & Others	130	2.0%	130	2.0%	0.0%	-
Total Renewables	1,269	19.4%	1,105	17.4%	14.8%	21
CCGT	830	12.7%	814	12.8%	2.0%	-
Oil & Gas	4,447	67.9%	4,447	69.9%	0.0%	-
Total Conventional Generation	5,276	80.6%	5,260	82.6%	0.3%	-
Total	6,545	100%	6,366	100%	2.8%	21

Production (GWh)

Rest of Europe	Q1 2022	% Weight	Q1 2021	% Weight	Δ yoy	Quarter prod.
Hydro	13	0.2%	22	0.4%	-39.3%	13
Wind	701	10.4%	603	9.8%	16.3%	701
Solar & Others	34	0.5%	31	0.5%	10.0%	34
Total Renewables	749	11.1%	656	10.6%	14.1%	749
CCGT	1,612	23.8%	1,672	27.1%	-3.6%	1,612
Oil & Gas	4,404	65.1%	3,842	62.3%	14.6%	4,404
Total Conventional Generation	6,016	88.9%	5,513	89.4%	9.1%	6,016
Total	6,765	100%	6,170	100%	9.7%	6,765

Enel Green Power & Conventional Generation

Consolidated capacity & production – Rest of the World



Installed capacity (MW)

North America	Q1 2022	% Weight	Q1 2021	% Weight	Δ yoy	2022 Add. Cap.
Hydro	53	0.7%	53	0.8%	0.0%	-
Wind	6,262	78.8%	5,572	83.9%	12.4%	-
Solar & Others	1,556	19.6%	948	14.3%	64.1%	-
Geothermal	72	0.9%	72	1.1%	0.0%	-
Total	7,941	100%	6,643	100%	19.5%	-

Africa, Asia & Oceania	Q1 2022	% Weight	Q1 2021	% Weight	Δ yoy	2022 Add. Cap.
Wind	1,274	58.3%	519	43.8%	145.3%	-
Solar & Others	912	41.7%	667	56.2%	36.8%	246
Total	2,186	100%	1,186	100%	84.3%	246

Production (GWh)

North America	Q1 2022	% Weight	Q1 2021	% Weight	Δ yoy	Quarter prod.
Hydro	38	0.6%	33	0.7%	15.4%	38
Wind	5,251	87.1%	4,320	89.6%	21.5%	5,251
Solar & Others	639	10.6%	376	7.8%	70.0%	639
Geothermal	102	1.7%	93	1.9%	9.1%	102
Total	6,030	100%	4,823	100%	25.0%	6,030

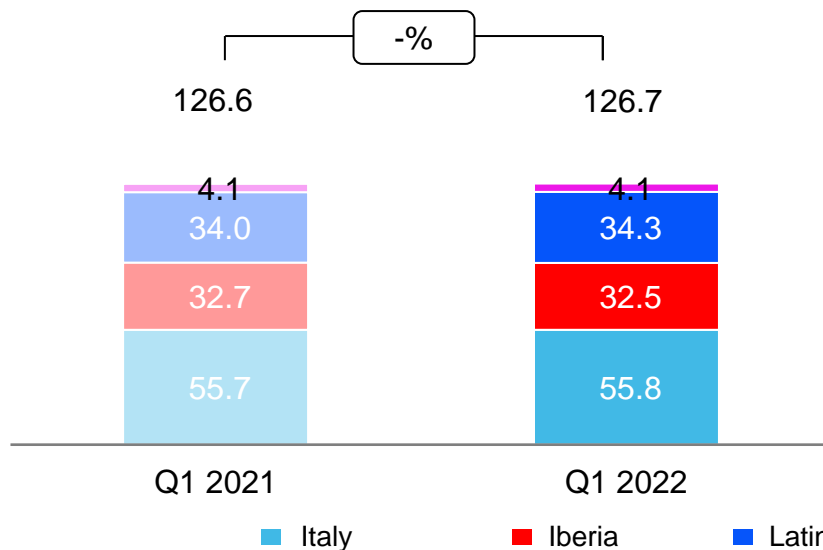
Africa, Asia & Oceania	Q1 2022	% Weight	Q1 2021	% Weight	Δ yoy	Quarter prod.
Wind	443	58.6%	250	44.4%	77.4%	443
Solar & Others	313	41.4%	313	55.6%	0.2%	313
Total	757	100%	563	100%	34.5%	757

Global Infrastructure & Networks

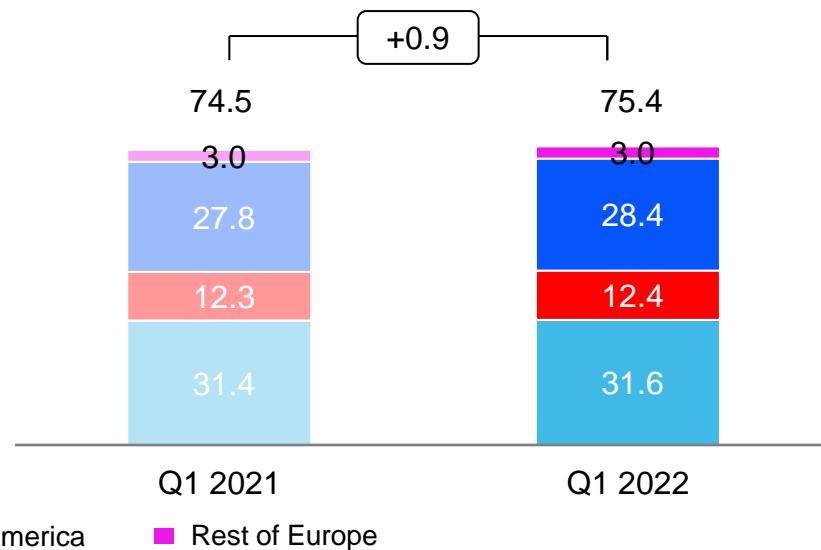
Operating data Q1 2022



Electricity distributed (TWh)^{1,2}



End users (mn)^{1,3}



1. 2021 restated figures.

2. Latin America breakdown – Q1 2022: Argentina 4.2 TWh, Brazil: 20.3 TWh, Chile: 4.1 TWh, Colombia: 3.7 TWh and Peru: 2.1 TWh. Q1 2021: Argentina: 4.0 TWh, Brazil: 20.5 TWh, Chile: 4.0 TWh, Colombia: 3.5 TWh and Peru: 2.0 TWh.

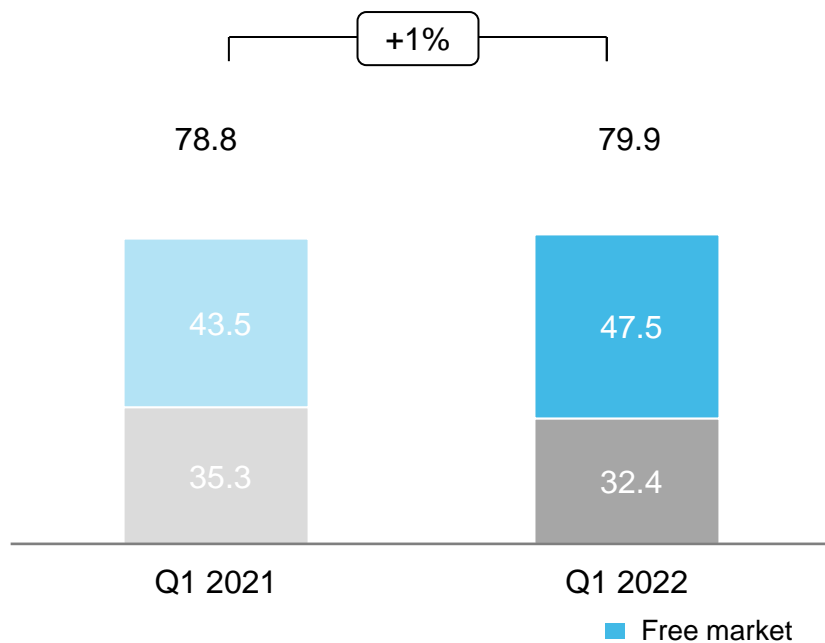
3. Latin America breakdown – Q1 2022: Argentina 2.6 mn, Brazil: 18.5 mn, Chile: 2.0 mn, Colombia: 3.7 mn and Peru: 1.5 mn. Q1 2021: Argentina: 2.5 mn, Brazil: 18.1 mn, Chile: 2.0 mn, Colombia: 3.6 mn and Peru: 1.5 mn.

Retail at Group level

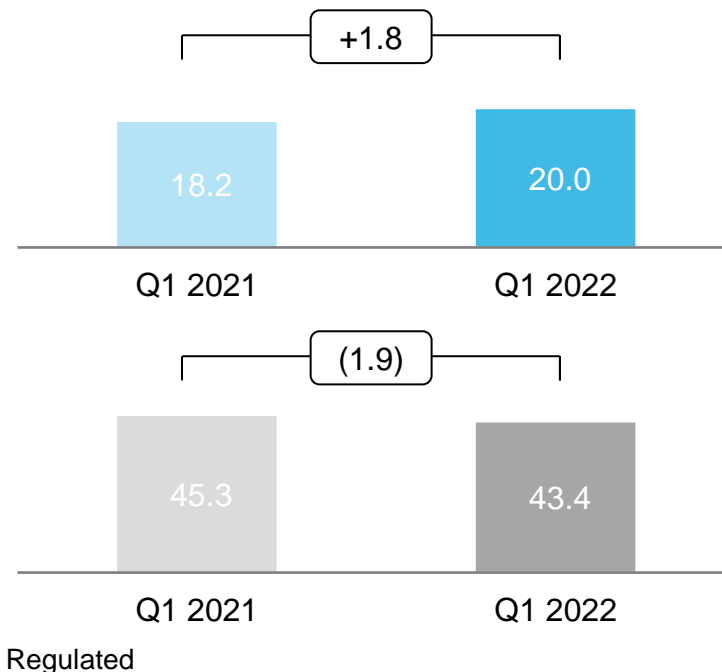
Operating data Q1 2022



Energy sold (TWh)



Power customers (mn)

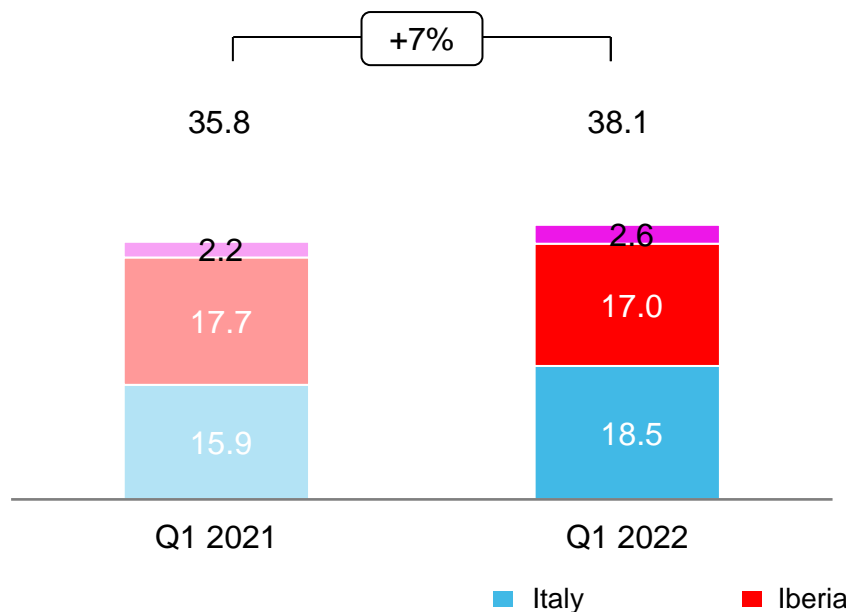


Retail – Free power markets, Europe

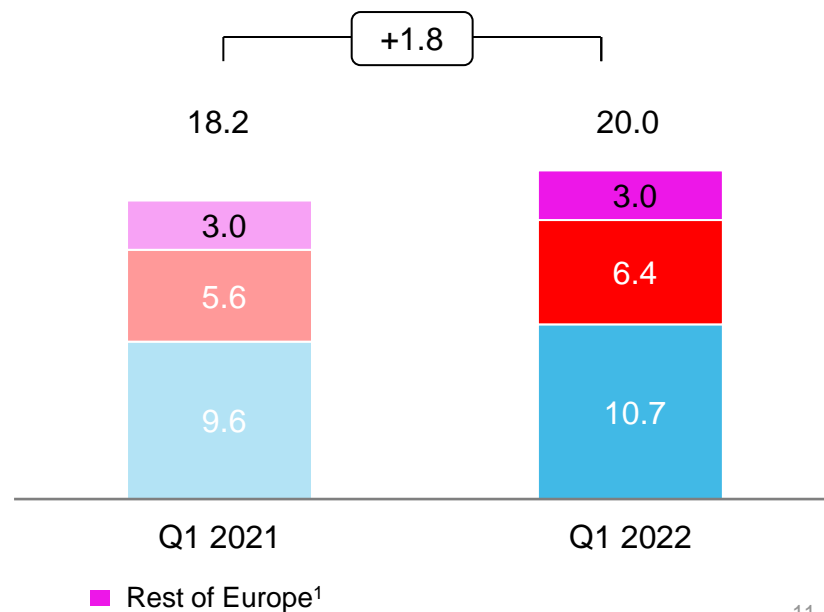
Operating data Q1 2022



Energy sold (TWh)



Power customers (mn)



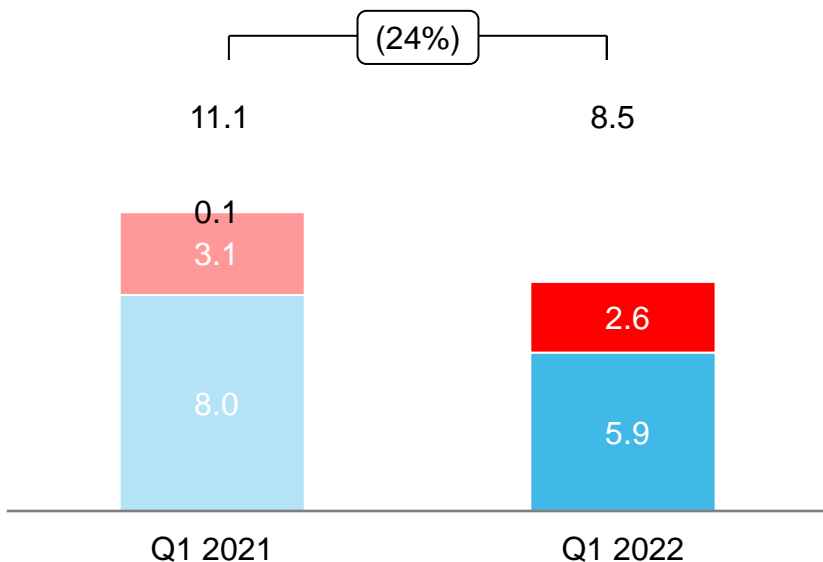
1. Market liberalization in Romania in 2021.

Retail – Regulated power markets, Europe

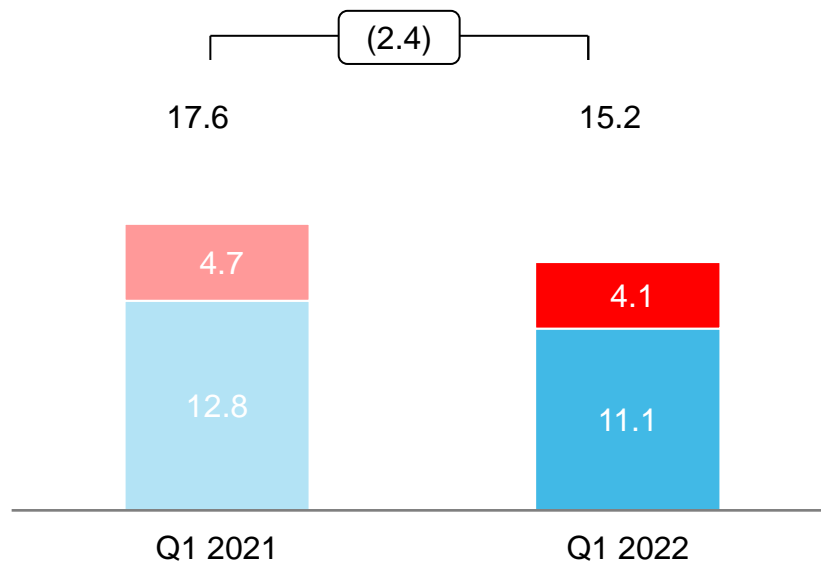
Operating data Q1 2022



Energy sold (TWh)



Power customers (mn)



■ Italy

■ Iberia

■ Rest of Europe¹

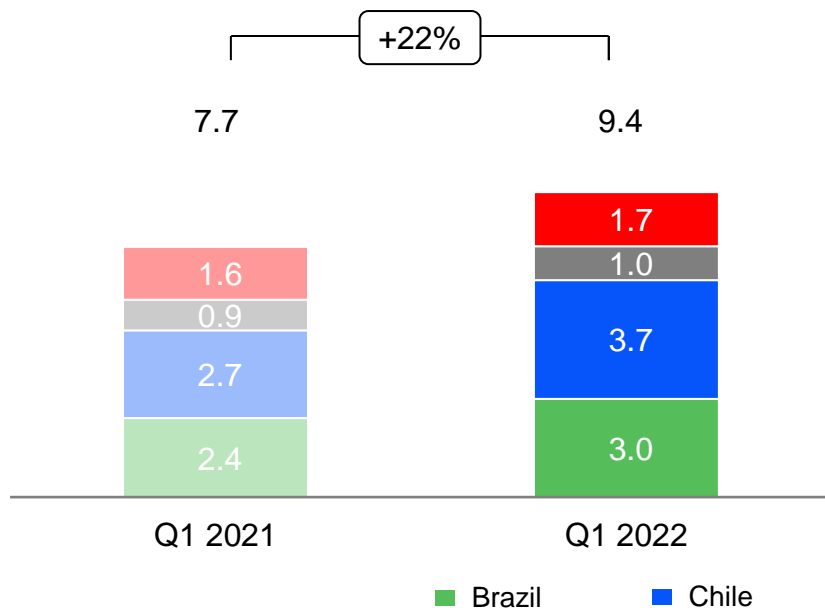
1. Market liberalization in Romania in 2021.

Retail – Free power markets, Latin America

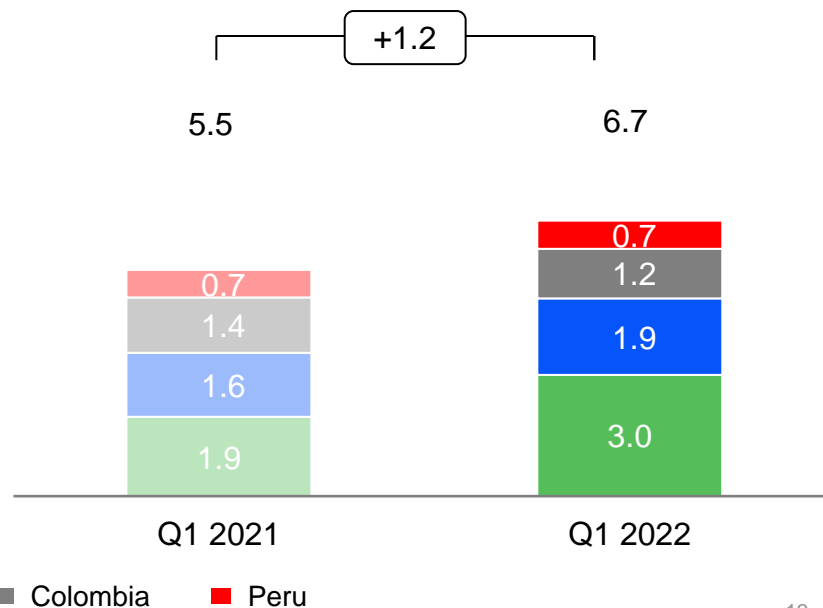
Operating data Q1 2022



Energy sold (TWh)



Power customers (000')



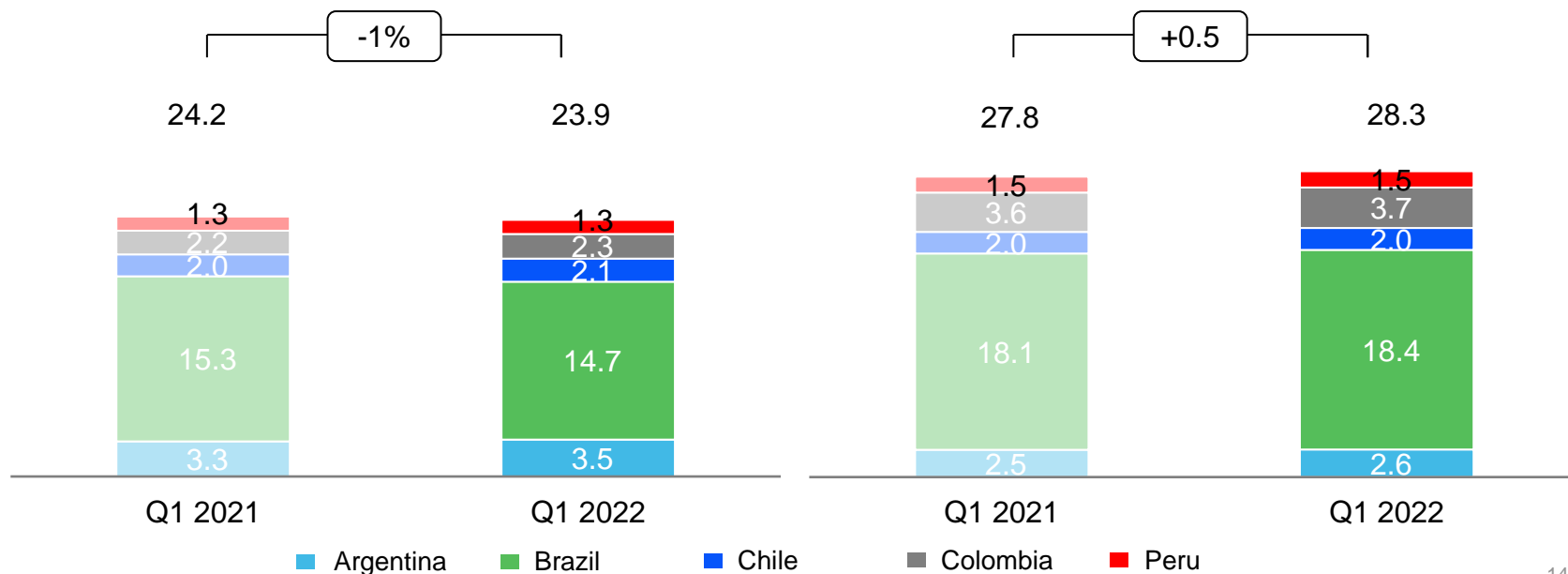
Retail – Regulated power markets, Latin America

Operating data Q1 2022



Energy sold (TWh)

Power customers (mn)



Retail – Gas market

Operating data Q1 2022



Gas sold (bcm)¹

+10%



Q1 2021

Q1 2022

Gas customers (mn)²

+0.4



Q1 2021

Q1 2022

1. Q1 2022: Italy: 2.1 bcm, Iberia: 1.7 bcm, Rest of Europe 0.13 bcm, Latin America 0.07 bcm; Q1 2021: Italy: 2.0 bcm, Iberia: 1.6 bcm, Rest of Europe 0.05 bcm, Latin America 0.04 bcm.

2. Q1 2022: Italy: 4.3 mn, Iberia: 1.7 mn, Rest of Europe 0.14 mn; Q1 2021: Italy: 4.1 mn, Iberia: 1.7 mn, Rest of Europe 0.07 mn.

Disclaimer



The information contained in this presentation does not purport to be comprehensive and has not been independently verified by any independent third party.

This presentation does not constitute a recommendation regarding the securities of the Company. This presentation does not contain an offer to sell or a solicitation of any offer to buy any securities issued by Enel S.p.A. or any of its subsidiaries.

Quarterly bulletin Q1 2022

Contact us



Monica Girardi

Head of Group Investor Relations

Investor Relations team

Federico Baroncelli

Serena Carioti

Federica Dori

Matteo Marengon

Federica Pozzi

Fabrizio Ragnacci

Noemi Tomassi

Emanuele Toppi



Contacts

Email investor.relations@enel.com

Phone +39 06 8305 7975

Investor Relations App



iOS



Android



Channels



Website
Enel.com